




product name		Production location	
Handmade Creme		Lanklaar	
A mix of different kinds of clay forms the basis for this facing brick. Löss, the local loam of Aeolian origin dating from the Ice Age, is the most important base material. This löss mainly consists of a silt-like fraction, suited ideally for the manufacturing of hand form bricks. By using specific sand types for surface covering, the desired colour is achieved.			
Colour			
unicoloured ivory white			
Format			
Moulding method		Hand form	
WF: 212 x 101 x 51 mm DF: 214 x 101 x 65 mm		Between batches the average size and color may slightly differ.	
Essential Characteristics - EN771-1			
		0620-CPR-97884	
Dimensions: tolerance category	T2		
Dimensions: range category	R1		
Active soluble salt	S2		
Average compressive strength	$\geq 20 \text{ N/mm}^2$	Tested to the bed face	
Normalised compressive strength	NPD	Tested to the bed face	
Dimensional stability	NPD		
Bond Strength general	0,15 N/mm <sup>2</sup>	Value according EN998-2 Annex C	
Adhesive strength (mortar)	0,30 N/mm <sup>2</sup>	Value according EN998-2 Annex C	
Reaction to fire	A1	Category	
Water absorption	$\leq 15\% \text{ m/md}$		
Water vapour permeability	5/10		
Net dry density	1720 kg/m <sup>3</sup> (D1)		
Gross dry density	1610 kg/m <sup>3</sup> (D1)		
Equivalent thermal conductivity	$\leq 0,55 \text{ W/m.K}$	Value according EN1745, Annex A 50%	
Freeze/thaw resistance	F2		
Dangerous substances	NL-BSB	According Annex ZA.3	
Other Characteristics			
Initial rate of water absorption - Non-coated Brick	1,5 - 4,0 kg/m <sup>2</sup> .min (IW3)	Value according EN771-1:2011 - 5.3.8	
Initial rate of water absorption (kg/m <sup>2</sup> .min) - Coated Brick*	0,5 - 1,5 kg/m <sup>2</sup> .min (IW2)	Value according EN771-1:2011 - 5.3.8	
Eq. Thermal Property 10, dry mass (90/90)	0,60 W/m.K		
Eq. Thermal Property 10, dry mass (lambda Ui)	0,644 W/m.K		
Eq. Thermal Property 10, dry mass (lambda Ue)	1,27 W/m.K		
			
Storage & handling		Cutting	
<ul style="list-style-type: none"> <li>- Store packs on a clean surface and cover them</li> <li>- Process from multiple packs at the same time</li> <li>- Follow the Vandersanden processing guidelines</li> </ul>		Cutting with power tools may generate dust. This dust may contain silica or quartz particulate which may constitute a hazard. Persons undertaking work of this nature are advised to wear dust masks (FFP3).	
<small>*All our Coated bricks are only coated on the facing sides. Coated products are specially labeled and recognisable with a "C" logo on the top left-hand side of the packaging. Always check if using coated or non-coated bricks. Match the mortar to the specified initial water absorption.</small>			

product name		Production location	
Handmade Creme		Spouwen	
A mix of different kinds of clay forms the basis for this facing brick. Löss, the local loam of Aeolian origin dating from the Ice Age, is the most important base material. This löss mainly consists of a silt-like fraction, suited ideally for the manufacturing of hand form bricks. By using specific sand types for surface covering, the desired colour is achieved.			
Colour			
unicoloured ivory white			
Format			
Moulding method		Hand form	
WF: 212 x 101 x 51 mm M65: 192 x 90 x 65 mm M50: 191 x 90 x 51 mm DF: 214 x 101 x 65 mm WF Zero: 204 x 100 x 50 mm		Between batches the average size and color may slightly differ.	
Essential Characteristics - EN771-1			
		0620-CPR-97882	
Dimensions: tolerance category	T2		
Dimensions: range category	R1		
Active soluble salt	S2		
Average compressive strength	$\geq 20 \text{ N/mm}^2$	Tested to the bed face	
Normalised compressive strength	$\geq 20 \text{ N/mm}^2$	Tested to the bed face	
Dimensional stability	NPD		
Bond Strength general	NPD	Value according EN998-2 Annex C	
Adhesive strength (mortar)	NPD	Value according EN998-2 Annex C	
Reaction to fire	A1	Category	
Water absorption	$\leq 15\% \text{ m/md}$		
Water vapour permeability	5/10		
Net dry density	1720 kg/m <sup>3</sup> (D1)		
Gross dry density	1610 kg/m <sup>3</sup> (D1)		
Equivalent thermal conductivity	$\leq 0,55 \text{ W/m.K}$	Value according EN1745, Annex A 50%	
Freeze/thaw resistance	F2		
Dangerous substances	NL-BSB	According Annex ZA.3	
Other Characteristics			
Initial rate of water absorption - Non-coated Brick	1,5 - 4.0 kg/m <sup>2</sup> .min (IW3)	Value according EN771-1:2011 - 5.3.8	
Initial rate of water absorption (kg/m <sup>2</sup> .min) - Coated Brick*	0,5 - 1,5 kg/m <sup>2</sup> .min (IW2)	Value according EN771-1:2011 - 5.3.8	
Eq. Thermal Property 10, dry mass (90/90)	0,60 W/m.K		
Eq. Thermal Property 10, dry mass (lambda Ui)	0,644 W/m.K		
Eq. Thermal Property 10, dry mass (lambda Ue)	1,27 W/m.K		
			
Storage & handling		Cutting	
<ul style="list-style-type: none"> <li>- Store packs on a clean surface and cover them</li> <li>- Process from multiple packs at the same time</li> <li>- Follow the Vandersanden processing guidelines</li> </ul>		Cutting with power tools may generate dust. This dust may contain silica or quartz particulate which may constitute a hazard. Persons undertaking work of this nature are advised to wear dust masks (FFP3).	
*All our Coated bricks are only coated on the facing sides. Coated products are specially labeled and recognisable with a "C" logo on the top left-hand side of the packaging. Always check if using coated or non-coated bricks. Match the mortar to the specified initial water absorption.			